

VITRO  S

# VITRO S SERIES

The Vitro S ensures you can provide your customers the drinks they want, just as they like them. The core features of Vitro S are its speed and reliability, so you can relax while Vitro provides your customers with a pleasant coffee experience.

## VITRO S HAS ALL THE DRINK TECHNOLOGIES TO CHOOSE FROM

The Vitro S series is the most versatile of the range when you're talking about hot beverage technology. It represents the current diversity of coffee/tea serving and preparation. You can choose the technology that matches the tastes of all your customers. So everyone can find the drink they're looking for.

## STRAIGHT FORWARD SELECTION

The contemporary look of the machine will grab the attention of your customers. Furthermore, the elegant and intuitive selection panel will tempt your customers to buy. In a matter of seconds, they'll have the drink they really want in their hands.

## DURABLE & CONSISTENT

The Vitro S range is made for high demand locations where machine limits are tested. You can face any peak service period with complete peace of mind as every single drink delivers exactly what your customers want.

## MAKE YOUR CUSTOMERS HAPPY

Cater for your customers' needs with the drink they desire, wherever and whenever they want it. Vitro S machines are your automatic Barista – capable of serving your customers the drinks they want 24/7.

## FIRST IMPRESSIONS

Making a good first impression helps you earn your customers' trust and loyalty. Every machine in the Vitro S range adds style to any location. Furthermore, the Vitro S4 machine can feature, as an option, a 10.1-inch media screen to display promotional or inspirational videos that will engage with any customer.

## A MACHINE FOR EVERY SITUATION

Every model in the Vitro range has been designed to fulfil the different requirements of each and every location. The Vitro S1 and Vitro S2 compact footprints make them ideal for offices or catering services where space is at a premium. The Vitro S4 Instant can provide jugs of coffee for those moments of high demand, such as meetings and conference break-outs. The Vitro S5 capacity and security accessories makes it ideal for unattended, high-demand locations.

## QUICKLY READY TO SERVE AGAIN

Time means money! The Vitro S range makes cleaning and maintenance quick and easy so you can get your machines back into service.



# #COFFEEEXPERIENCES

## VITRO S1 Espresso

The Vitro S1 Espresso is a compact coffee machine designed to provide the highest quality of coffee espresso based drinks into any location that consumes less than 60 cups per day.



### DRINK CAPACITY

- Espresso 150 cups.
- Cappuccino (Powdered Milk) 150 cups.
- Chocolate 40 cups.

### MACHINE CAPACITY

- Coffee beans 1200 g / 171 cups.
- Powdered Milk 600 g / 150 cups.
- Chocolate 800 g / 40 cups.
- Grout Bin 80 cakes

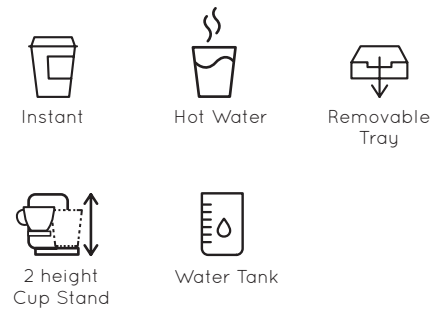


### TECHNICAL FEATURES

- 625 mm Height x 305 mm Width x 430 mm Depth
- Pressure Boiler capacity (Espresso) 0,315 litres / 1,1 kW
- Water Pressure 0.8 Bar Min. / 10 Bar Max.
- 27,5 Kg Machine
- 230 Vac / 6,5A / 1.5 kW / 50 Hz

# VITRO S1 *Instant*

The Vitro S1 Instant has been designed to fit the smallest spaces, it is an autonomous automatic coffee machine including four soluble products as standard – providing the consumer with a varied selection of hot beverages to choose from.



## DRINK CAPACITY

- Espresso 250 cups.
- Cappuccino (Powdered Milk) 150 cups.
- Chocolate 40 cups.

## MACHINE CAPACITY

- Instant Coffee 400 g / 250 cups.
- Decaf Coffee 400 g / 250 cups.
- Powdered Milk 600 g / 150 cups.
- Chocolate 800 g / 40 cups.

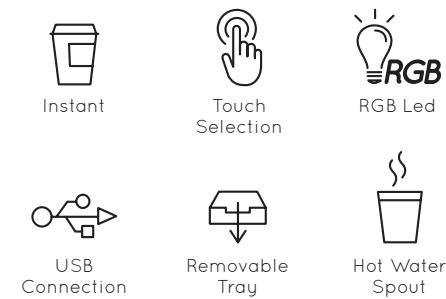
## TECHNICAL FEATURES

- 625 mm Height x 305 mm Width x 430 mm Depth
- Pressure Boiler capacity 0,315 litres / 1,1 kW
- Water Pressure 0,8 Bar Min. / 10 Bar Max.
- 21 Kg Machine
- 230 Vac / 6,5A / 1.5 kW / 50 Hz



# VITRO S2 *Instant*

Vitro S2 Instant is a quick and compact soluble machine that features two coffees, chocolate and milk as standard, together with the ability to substitute sugar or other soluble products.



## DRINK CAPACITY

- Espresso 265 cups.
- Cappuccino (Powdered Milk) 265 cups.
- Chocolate 60 cups.

## MACHINE CAPACITY

- Sugar 1500 g / 250 cups.
- Instant Coffee 425 g / 265 cups.
- Powdered Milk 1200 g / 300 cups.
- Chocolate 1200 g / 60 cups.

## TECHNICAL FEATURES

- 670 mm Height x 320 mm Width x 450 mm Depth
- Atmospheric Boiler capacity (Instant product) 5.3 litres / 2.80 kW
- Water Pressure 0.8 Bar Min. / 10 Bar Max.
- 32 Kg Machine
- 230 Vac / 13 A / 3 kW / 50 Hz
- Eco mode



# VITRO **S3** *Fresh Brew Tea*

Vitro S3 Fresh Brew Tea incorporates a paperless fresh leaf tea brewing system, which adds freshly prepared leaf tea based drinks to the Vitro menu.



## DRINK CAPACITY

- Espresso 265 cups.
- Cappuccino (Powdered Milk) 265 cups.
- Chocolate 60 cups.

## MACHINE CAPACITY

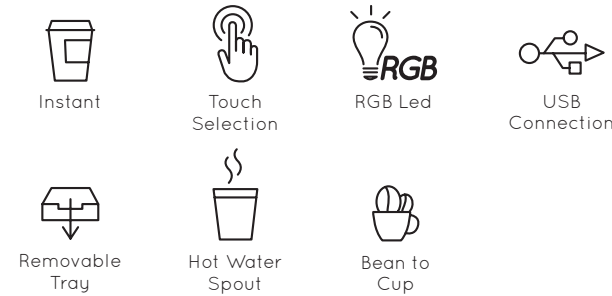
- Sugar 1500 g / 250 cups.
- Instant Coffee 425 g / 265 cups.
- Powdered Milk 1200 g / 300 cups.
- Chocolate 1200 g / 60 cups.
- Leaf Tea 1000 g / 400 cups.

## TECHNICAL FEATURES

- 670 mm Height x 420 mm Width x 550 mm Depth
- Atmospheric Boiler capacity (Instant product) 2.4 litres / 2.8 kW
- Water Pressure 0.8 Bar Min. / 10 Bar Max.
- 35 Kg Machine
- 230 Vac / 12 A / 3 kW / 50 Hz
- Eco mode

# VITRO **S3** *Bean to Cup*

Vitro S3 Bean to Cup offers a combination of freshly-ground and brewed bean coffee, chocolate and milk.



## DRINK CAPACITY

- Espresso 200 cups.
- Cappuccino (Powdered Milk) 200 cups.
- Chocolate 60 cups.

## MACHINE CAPACITY


- Coffee beans 1600 g / 200 cups.
- Powdered Milk 1200 g / 300 cups.
- Chocolate 1200 g / 60 cups.
- Grout Bin 65 cakes

## TECHNICAL FEATURES

- 830 mm Height x 420 mm Width x 550 mm Depth
- Atmospheric Boiler capacity (Instant product) 2.4 litres / 2.8 kW
- Water Pressure 0.8 Bar Min. / 10 Bar Max.
- 44 Kg Machine
- 230 Vac / 12 A / 3 kW / 50-60 Hz
- Eco mode

# VITRO **S4** Instant

Vitro S4 Instant is ideal for those locations where capacity is critical. It has the same configuration as the Vitro S2 Instant - with an additional 30% volume. The machine has a large capacity boiler for continuous supply and is prepared for jug serving. Additionally, a 10.1 inch screen can be installed as an option to deliver promotional or allergen and nutritional information.



## DRINK CAPACITY

- Espresso 375 cups.
- Cappuccino (Powdered Milk) 375 cups.
- Chocolate 78 cups.

## MACHINE CAPACITY

- Sugar 1950 g / 325 cups.
- Instant Coffee 600 g / 375 cups.
- Powdered Milk 1560 g / 390 cups.
- Chocolate 1560 g / 78 cups.

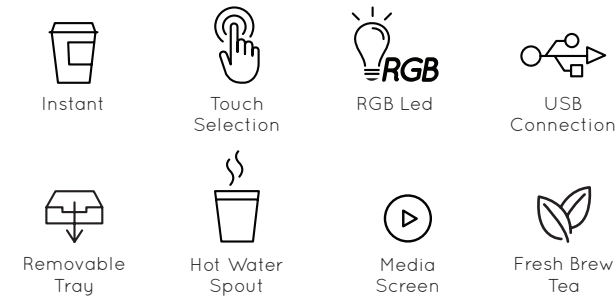
## TECHNICAL FEATURES

- 870 mm Height x 420 mm Width x 580 mm Depth
- Atmospheric Boiler capacity (Instant product) 10litres / 2.8 kW
- Water Pressure 0.8 Bar Min. / 10 Bar Max.
- 38 Kg Machine
- 230 Vac / 12 A / 3 kW / 50 Hz
- Eco mode



# VITRO **S4** Fresh Brew Tea

The capacity of Vitro S4 Fresh Brew Tea is similar to what you'd expected in free-standing machines. This quick service machine is capable of producing a freshly brewed tea in just 20 seconds. A 10.1 inch HD Media player for inspirational or promotional videos can be included as an option.



## DRINK CAPACITY

- Espresso 375 cups.
- Cappuccino (Powdered Milk) 375 cups.
- Chocolate 123 cups.

## MACHINE CAPACITY

- Sugar 1950 g / 325 cups.
- Instant Coffee 600 g / 375 cups.
- Powdered Milk 2470 g / 620 cups.
- Chocolate 2470 g / 123 cups.
- Leaf Tea 1646 g / 660 cups.


## TECHNICAL FEATURES

- 870 mm Height x 420 mm Width x 550 mm Depth
- Atmospheric Boiler capacity (Instant product) 2.4 litres / 2.85 kW
- Water Pressure 0.8 Bar Min. / 10 Bar Max.
- 40 Kg Machine
- 230 Vac / 12 A / 3 kW / 50 Hz
- Eco mode



# VITRO S5 Espresso

Offers the authentic taste of real espresso. The Vitro S5 offers 12 selection buttons and integrates a cup stand. This machine is recommended for unattended locations thanks to its high capacity and secured tray.



## DRINK CAPACITY

- Espresso 370 cups.
- Cappuccino (Powdered Milk) 370 cups.
- Chocolate 115 cups.

## MACHINE CAPACITY

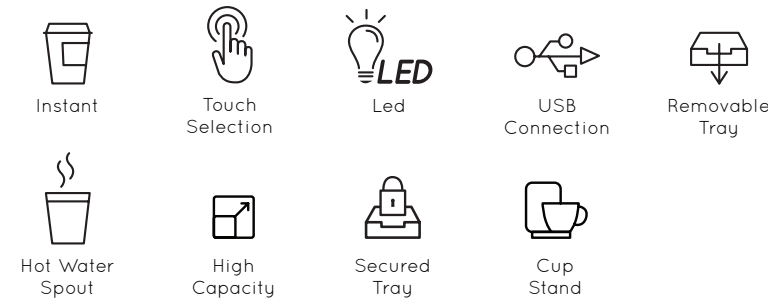
- Powdered Milk 4000 g / 500 cups.
- Chocolate 2300 g / 115 cups.
- Coffee beans 2600 g / 370 cups.
- Decaf Coffee 450 g / 282 cups.
- Grout bin 200 cakes

## TECHNICAL FEATURES

- 775 mm Height x 480 mm Width x 590 mm Depth
- Pressure Boiler capacity (Espresso) 0.7litres / 1.4 kW
- Water Pressure 0.8 Bar Min. / 10 Bar Max.
- 55 Kg Machine
- 120-230 Vac / 12 A / 1.8 kW / 50-60 Hz
- Eco mode

# VITRO S5 Instant

The Vitro S5 instant has 12 selections to choose from, offering a great variety of hot beverages. The capacity of the product hoppers and self-contained design of the waste tray are specifically designed for self service areas.



## DRINK CAPACITY

- Espresso 80 cups.
- Cappuccino (Powdered Milk) 80 cups.
- Chocolate 115 cups.

## MACHINE CAPACITY

- Instant Coffee 800 g / 80 cups.
- Powdered Milk 1600 g / 500 cups.
- Chocolate 2300 g / 115 cups.
- Decaf Coffee 450 g / 285 cups.
- Powdered Tea 1000 g / 250 cups.

## TECHNICAL FEATURES

- 775 mm Height x 480 mm Width x 590 mm Depth
- Pressure Boiler capacity (Instant product) 0.7litres / 1.4 kW
- Water Pressure 0.8 Bar Min. / 10 Bar Max.
- 63 Kg Machine
- 120-230 Vac / 12 A / 1.8 kW / 50-60 Hz
- Eco mode

# VITRO

[WWW.VITROCOFFEE.COM](http://WWW.VITROCOFFEE.COM)

**U.K.**

Unit 1, Interplex 16,  
Ash Ridge Road, Bradley  
Stoke, Bristol, BS32 4QE  
Tel.: 01275 844 471

**España**

Avda. San Silvestre, s/n  
31350 Peralta (Navarra)  
Tel.: +34 948 709 709

**Deutschland**

Am Turm 86  
53721 Siegburg  
Tel.: 02241-595 70

**France**

6 Allée de Londres  
Le Madras Bat C2  
91140 Villejust  
Tel.: 01 69 75 42 10

**Portugal**

Bela Vista Office  
Estrada de Paço  
de Arcos, 66  
2735-336 Cacem  
Tel.: 1210 985 212

**Colombia**

Via la Virginia, Corregimiento  
Caimalito. Bodega B-16.  
Zona Franca Internacional  
Pereira  
Tel.: +57 6 31 105 13

**United States**

3809 Beam road, Suite H  
Charlotte, North Carolina  
28217  
Tel.: (803) 524-1008

Coffee & Vending Systems Division



84800141 -1906

**AZKOYEN**

